


**GLOSSY**  
COLLECTION

120X120 CM



EMOTIONS ON THE  
**S U R F A C E**  
COLLECTION 2024/25



# GLOSS THAT RADIATES PURE ELEGANCE

A glossy finish adds an unmatched touch of elegance to any space, elevating it from ordinary to extraordinary. With its mirror-like sheen and reflective surface, a glossy tile finish not only enhances the brightness of a room but also creates a sense of depth and luxury. This radiant, polished look captures light beautifully, making interiors feel more expansive and sophisticated. Embrace the timeless allure of glossy finishes to transform your living space into a masterpiece of style and sophistication



# ENDURING TILES, CRAFTED IN INDIA



Rollence Granito is a leading manufacturer and exporter of high-quality vitrified ceramic tiles, trusted both locally and globally. Specializing in a wide range of products for residential, commercial, and government projects, we are committed to delivering excellence. Our team blends innovation with expertise to offer customizable ceramic and porcelain tiles, perfect for any space. With a strong focus on quality and design, Rollence ensures every tile reflects our dedication to craftsmanship, making us the top choice for your dream projects


## BRAND PROMISE

QUALITY SERVICES  
ETHICAL PRACTICE  
VALUE AND MONEY  
CUSTOMER DELIGHT





THICKNESS  
**15MM 9MM**



## EFFORTLESS ELEGANCE, ULTIMATE DURABILITY.

### Features



Quality raw  
Materials



Easy to clean



No alteration  
in color



Non-  
absorbent



Resistant  
to frost



Resistant to  
liquids and acids



Versatile for  
any project



Resistant to  
scratches  
and abrasions



Resistant to  
thermal shock

### Applications



Residences



Hotel



Shops



Restaurants



Airports



Malls



Railway  
Stations



interiors




Kitchens







AERONI GREY




AERONI PINE




AERONI SILVER



AGATA STATUARIO  
SLATE




ALBORAN GREY




ALPINO RUBY




ANIMA LATTE




ARMANIA GREY



ARMANIA IVORY




ARMANIA LIGHT  
GREY




ARMANIA TUPE




BELGIAN CHOCO




BELGIAN CREMA




BELGIAN SEPIA



BELINDA STATUARIO



BODEN GREY



BODEN PEACH




BRECCIA ASH





BRECCIA BEIGE




BURBERRY GRAY



CICILIA CARAMEL




CICILIA PISTA




CIENTO LIGHT GREY



CIENTO TAUPE



CLOUD ONYX SAND



CLOUD ONYX WHITE



CORSICA GREY




CORSICA MOCHA




COSTA STATUARIO  
GREY




CRYSTAL ALMOND



DARCY STATUARIO  
GREY




DAYTON STATUARIO  
GREY




ELITE BROWN



ELITE GREY




ESPANIA BEIGE



ESPANIA GREY






EVOLIC BROWN




EVOLIC GRISS



EVOLIC SILVER



FENIX IVORY



FENIX WHITE




FLORESTA BROWN




FLORESTA GREY




FONTANA SEPIA




FOSTER PEACH




FRESCO GRISS



FRESCO SEPIA



GLOSTER WHITE




HELEN PEARL



INSPERIA GREY



JERICO GREY



JURY BEIGE




LUNA CARAMEL




LUNA FOSIL






LUNA IVORY




LUNA WHITE




MASETRATI GRAY




MASETRATI SLATE



MODENA BROWN




MODENA WHITE




MOSCOW NATURAL




OMANI IVORY




ONICO IVORY




ONICO LIGHT GREY




ONICO OYESTER



OPEL ALMOND



OPEL GREY



PALENCIA SILVER




QUANTUM GREY



QUANTUM NATURAL




REDON GREY




REDON SILVER







RENOIR BROWN




ROMAN STATUARIO  
BIANCO




SAYLOR STATUARIO  
GOLD



SCOUT STATUARIO  
GREY




SOUL STATUARIO  
GREY




SPECTRA BROWN




TRAVESTONE BEIGE




TUNDER STATUARIO  
ALMOND




ULTIMO STATUARIO  
GREY




ULTIMO STATUARIO  
PEACH




VELENTA BEIGE




VELENTA GRIGIO




VELENTA LIGHT  
GREY




VEROLINA BEIGE




VEROLINA GREY



VOLKA NATURAL



WALTER ALMOND



WALTER GREY



## AERONI GREY



Size: **1000X1000MM / 1200X1200MM**

Finish : **MATT / GLOSSY**

Thickness: **9mm**


Random: **6**







## AERONI PINE



Size: **1000X1000MM / 1200X1200MM**

Finish : **MATT / GLOSSY**

Thickness: **9mm**


Random: **6**







## AERONI SILVER



Size: **1000X1000MM / 1200X1200MM**

Finish : **MATT / GLOSSY**

Thickness: **9mm**


Random: **6**







## AGATA STATUARIO SLATE



Size: **1000X1000MM / 1200X1200MM**

Finish : **MATT / GLOSSY**

Thickness: **9mm**

Random: **6**







## ALBORAN GREY



Size: **1000X1000MM / 1200X1200MM**

Finish : **MATT / GLOSSY**

Thickness: **9mm**


Random: **6**







## ALPINO RUBY



Size: **1000X1000MM / 1200X1200MM**

Finish : **MATT / GLOSSY**

Thickness: **9mm**


Random: **6**







## ANIMA LATTE



Size: **1000X1000MM / 1200X1200MM**

Finish : **MATT / GLOSSY**

Thickness: **9mm**


Random: **6**







## ARMANIA GREY



Size: **1000X1000MM / 1200X1200MM**

Finish : **MATT / GLOSSY**

Thickness: **9mm**

Random: **6**



**ARMANIA GREY**



## ARMANIA IVORY



Size: **1000X1000MM / 1200X1200MM**

Finish : **MATT / GLOSSY**

Thickness: **9mm**

Random: **6**







## ARMANIA LIGHT GREY



Size: **1000X1000MM / 1200X1200MM**

Finish : **MATT / GLOSSY**

Thickness: **9mm**


Random: **6**







## ARMANIA TUPE



Size: **1000X1000MM / 1200X1200MM**

Finish : **MATT / GLOSSY**

Thickness: **9mm**


Random: **6**







## BELGIAN CHOCO



Size: **1000X1000MM / 1200X1200MM**

Finish : **MATT / GLOSSY**

Thickness: **9mm**

Random: **6**




**BELGIAN CHOCO**





## BELGIAN CREMA



Size: **1000X1000MM / 1200X1200MM**

Finish : **MATT / GLOSSY**

Thickness: **9mm**

Random: **6**







## BELGIAN SEPIA



Size: **1000X1000MM / 1200X1200MM**

Finish : **MATT / GLOSSY**

Thickness: **9mm**


Random: **6**







## BELINDA STATUARIO



Size: **1000X1000MM / 1200X1200MM**

Finish : **MATT / GLOSSY**

Thickness: **9mm**

Random: **6**







## BODEN GREY



Size: **1000X1000MM / 1200X1200MM**

Finish : **MATT / GLOSSY**

Thickness: **9mm**

Random: **6**







## BODEN PEACH



Size: **1000X1000MM / 1200X1200MM**

Finish : **MATT / GLOSSY**

Thickness: **9mm**

Random: **6**





**BODEN PEACH**



## BRECCIA ASH



Size: **1000X1000MM / 1200X1200MM**

Finish : **MATT / GLOSSY**

Thickness: **9mm**

Random: **6**






**BRECCIA ASH**



## BRECCIA BEIGE



Size: **1000X1000MM / 1200X1200MM**

Finish : **MATT / GLOSSY**

Thickness: **9mm**


Random: **6**







## BURBERRY GRAY



Size: **1000X1000MM / 1200X1200MM**

Finish : **MATT / GLOSSY**

Thickness: **9mm**

Random: **6**







## CICILIA CARMEL



Size: **1000X1000MM / 1200X1200MM**

Finish : **MATT / GLOSSY**

Thickness: **9mm**

Random: **6**







## CICILIA PISTA



Size: **1000X1000MM / 1200X1200MM**

Finish : **MATT / GLOSSY**

Thickness: **9mm**

Random: **6**







**CIENTO LIGHT GREY**



Size: **1000X1000MM / 1200X1200MM**

Finish : **MATT / GLOSSY**

Thickness: **9mm**

Random: **6**





**CIENTO LIGHT GREY**



## CIENTO TAUPE



Size: **1000X1000MM / 1200X1200MM**

Finish : **MATT / GLOSSY**

Thickness: **9mm**

Random: **6**



**CIENTO TAUPE**





## CLOUD ONYX SAND



Size: **1000X1000MM / 1200X1200MM**

Finish : **MATT / GLOSSY**

Thickness: **9mm**

Random: **6**



**CLOUD ONYX SAND**





## CLOUD ONYX WHITE



Size: **1000X1000MM / 1200X1200MM**

Finish : **MATT / GLOSSY**

Thickness: **9mm**

Random: **6**



**CLOUD ONYX WHITE**





## CORSICA GREY



Size: **1000X1000MM / 1200X1200MM**

Finish : **MATT / GLOSSY**

Thickness: **9mm**

Random: **6**







**CORSICA GREY**



## CORSICA MOCHA



Size: **1000X1000MM / 1200X1200MM**

Finish : **MATT / GLOSSY**

Thickness: **9mm**


Random: **6**







## COSTA STATUARIO GREY



Size: **1000X1000MM / 1200X1200MM**

Finish : **MATT / GLOSSY**

Thickness: **9mm**

Random: **6**







## CRYSTAL ALMOND



Size: **1000X1000MM / 1200X1200MM**

Finish : **MATT / GLOSSY**

Thickness: **9mm**

Random: **6**





**CRYSTAL ALMOND**



## DARCY STATUARIO GREY



Size: **1000X1000MM / 1200X1200MM**

Finish : **MATT / GLOSSY**

Thickness: **9mm**

Random: **6**






**DARCY STATUARIO GREY**



**DAYTON STATUARIO GREY**



Size: **1000X1000MM / 1200X1200MM**

Finish : **MATT / GLOSSY**

Thickness: **9mm**


Random: **6**







## ELITE BROWN



Size: **1000X1000MM / 1200X1200MM**

Finish : **MATT / GLOSSY**

Thickness: **9mm**

Random: **6**







## ELITE GREY



Size: **1000X1000MM / 1200X1200MM**

Finish : **MATT / GLOSSY**

Thickness: **9mm**

Random: **6**







## ESPAÑA BEIGE



Size: **1000X1000MM / 1200X1200MM**

Finish : **MATT / GLOSSY**

Thickness: **9mm**


Random: **6**







## ESPANIA GREY



Size: **1000X1000MM / 1200X1200MM**

Finish : **MATT / GLOSSY**

Thickness: **9mm**


Random: **6**







## EVOLIC BROWN



Size: **1000X1000MM / 1200X1200MM**

Finish : **MATT / GLOSSY**

Thickness: **9mm**


Random: **6**







## EVOLIC GRISS



Size: **1000X1000MM / 1200X1200MM**

Finish : **MATT / GLOSSY**

Thickness: **9mm**

Random: **6**







## EVOLIC SILVER



Size: **1000X1000MM / 1200X1200MM**

Finish : **MATT / GLOSSY**

Thickness: **9mm**

Random: **6**







## FENIX IVORY



Size: **1000X1000MM / 1200X1200MM**

Finish : **MATT / GLOSSY**

Thickness: **9mm**

Random: **6**





**FENIX IVORY**



## FENIX WHITE



Size: **1000X1000MM / 1200X1200MM**

Finish : **MATT / GLOSSY**

Thickness: **9mm**

Random: **6**





**FENIX WHITE**



## FLORESTA BROWN



Size: **1000X1000MM / 1200X1200MM**

Finish : **MATT / GLOSSY**

Thickness: **9mm**


Random: **6**







## FLORESTA GREY



Size: **1000X1000MM / 1200X1200MM**

Finish : **MATT / GLOSSY**

Thickness: **9mm**

Random: **6**





**FLORESTA GREY**



## FONTANA SEPIA



Size: **1000X1000MM / 1200X1200MM**

Finish : **MATT / GLOSSY**

Thickness: **9mm**

Random: **6**







## FOSTER PEACH



Size: **1000X1000MM / 1200X1200MM**

Finish : **MATT / GLOSSY**

Thickness: **9mm**

Random: **6**






3dplika.ru

**FOSTER PEACH**



## FRESCO GRISS



Size: **1000X1000MM / 1200X1200MM**

Finish : **MATT / GLOSSY**

Thickness: **9mm**


Random: **6**







## FRESCO SEPIA



Size: **1000X1000MM / 1200X1200MM**

Finish : **MATT / GLOSSY**

Thickness: **9mm**


Random: **6**







## GLOSTER WHITE




Size: **1000X1000MM / 1200X1200MM**

Finish : **MATT / GLOSSY**

Thickness: **9mm**


Random: **6**







## HELEN PEARL



Size: **1000X1000MM / 1200X1200MM**

Finish : **MATT / GLOSSY**

Thickness: **9mm**

Random: **6**







## INSPERIA GREY



Size: **1000X1000MM / 1200X1200MM**

Finish : **MATT / GLOSSY**

Thickness: **9mm**

Random: **6**







## JERICO GREY



Size: **1000X1000MM / 1200X1200MM**

Finish : **MATT / GLOSSY**

Thickness: **9mm**


Random: **6**







## JURY BEIGE



Size: **1000X1000MM / 1200X1200MM**

Finish : **MATT / GLOSSY**

Thickness: **9mm**


Random: **6**







## LUNA CARAMEL



Size: **1000X1000MM / 1200X1200MM**

Finish : **MATT / GLOSSY**

Thickness: **9mm**

Random: **6**







## LUNA FOSIL



Size: **1000X1000MM / 1200X1200MM**

Finish : **MATT / GLOSSY**

Thickness: **9mm**


Random: **6**







## LUNA IVORY



Size: **1000X1000MM / 1200X1200MM**

Finish : **MATT / GLOSSY**

Thickness: **9mm**


Random: **6**







## LUNA WHITE



Size: **1000X1000MM / 1200X1200MM**

Finish : **MATT / GLOSSY**

Thickness: **9mm**

Random: **6**



**LUNA WHITE**





## MASETRATI GRAY



Size: **1000X1000MM / 1200X1200MM**

Finish : **MATT / GLOSSY**

Thickness: **9mm**

Random: **6**







## MASETRATI SLATE



Size: **1000X1000MM / 1200X1200MM**

Finish : **MATT / GLOSSY**

Thickness: **9mm**

Random: **6**







## MODENA BROWN



Size: **1000X1000MM / 1200X1200MM**

Finish : **MATT / GLOSSY**

Thickness: **9mm**

Random: **6**





**ROLLENCE**  
GRANITO

**MODENA BROWN**



## MODENA WHITE



Size: **1000X1000MM / 1200X1200MM**

Finish : **MATT / GLOSSY**

Thickness: **9mm**




Random: **6**







## MOSCOW NATURAL



Size: **1000X1000MM / 1200X1200MM**

Finish : **MATT / GLOSSY**

Thickness: **9mm**

Random: **6**





ROLLENCE  
GRANITO

MOSCOW NATURAL



## OMANI IVORY



Size: **1000X1000MM / 1200X1200MM**

Finish : **MATT / GLOSSY**

Thickness: **9mm**

Random: **6**





**OMANI IVORY**



## ONICO IVORY



Size: **1000X1000MM / 1200X1200MM**

Finish : **MATT / GLOSSY**

Thickness: **9mm**


Random: **6**







## ONICO LIGHT GREY



Size: **1000X1000MM / 1200X1200MM**

Finish : **MATT / GLOSSY**

Thickness: **9mm**


Random: **6**



**ONICO LIGHT GREY**



## ONICO OYESTER



Size: **1000X1000MM / 1200X1200MM**

Finish : **MATT / GLOSSY**

Thickness: **9mm**

Random: **6**







## OPEL ALMOND



Size: **1000X1000MM / 1200X1200MM**

Finish : **MATT / GLOSSY**

Thickness: **9mm**

Random: **6**







## OPEL GREY



Size: **1000X1000MM / 1200X1200MM**

Finish : **MATT / GLOSSY**

Thickness: **9mm**

Random: **6**







## PALENCIA SILVER



Size: **1000X1000MM / 1200X1200MM**

Finish : **MATT / GLOSSY**

Thickness: **9mm**


Random: **6**







## QUANTUM GREY



Size: **1000X1000MM / 1200X1200MM**

Finish : **MATT / GLOSSY**

Thickness: **9mm**

Random: **6**






QUANTUM GREY

ROLLENCE  
GRANITO



## QUANTUM NATURAL



Size: **1000X1000MM / 1200X1200MM**

Finish : **MATT / GLOSSY**

Thickness: **9mm**


Random: **6**







## REDON GREY



Size: **1000X1000MM / 1200X1200MM**

Finish : **MATT / GLOSSY**

Thickness: **9mm**

Random: **6**





BUREAU

ROLLENCE  
GRANITO

REDON GREY



**REDON SILVER**



Size: **1000X1000MM / 1200X1200MM**

Finish : **MATT / GLOSSY**

Thickness: **9mm**

Random: **6**







## RENOIR BROWN



Size: **1000X1000MM / 1200X1200MM**

Finish : **MATT / GLOSSY**

Thickness: **9mm**

Random: **6**






**RENOIR BROWN**



## ROMAN STATURIO BIANCO



Size: **1000X1000MM / 1200X1200MM**

Finish : **MATT / GLOSSY**

Thickness: **9mm**




Random: **6**



**ROMAN STATURIO BIANCO**



## SAYLOR STATUARIO GOLD




Size: **1000X1000MM / 1200X1200MM**

Finish : **MATT / GLOSSY**

Thickness: **9mm**


Random: **6**







## SCOUT STATUARIO GREY



Size: **1000X1000MM / 1200X1200MM**

Finish : **MATT / GLOSSY**

Thickness: **9mm**


Random: **6**







## SOUL STATUARIO GREY



Size: **1000X1000MM / 1200X1200MM**

Finish : **MATT / GLOSSY**

Thickness: **9mm**

Random: **6**







## SPECTRA BROWN



Size: **1000X1000MM / 1200X1200MM**

Finish : **MATT / GLOSSY**

Thickness: **9mm**

Random: **6**







## TRAVESTONE BEIGE



Size: **1000X1000MM / 1200X1200MM**

Finish : **MATT / GLOSSY**

Thickness: **9mm**


Random: **6**







## TUNDER STATUARIO ALMOND



Size: **1000X1000MM / 1200X1200MM**

Finish : **MATT / GLOSSY**

Thickness: **9mm**


Random: **6**



**TUNDER STATUARIO ALMOND**



## ULTIMO STATURIO GREY



Size: **1000X1000MM / 1200X1200MM**

Finish : **MATT / GLOSSY**

Thickness: **9mm**


Random: **6**







## ULTIMO STATURIO PEACH



Size: **1000X1000MM / 1200X1200MM**

Finish : **MATT / GLOSSY**

Thickness: **9mm**


Random: **6**







## VELENTA BEIGE



Size: **1000X1000MM / 1200X1200MM**

Finish : **MATT / GLOSSY**

Thickness: **9mm**

Random: **6**








→  
229-252  
ROOMS



**VELENTA BEIGE**



## VELENTA GRIGIO



Size: **1000X1000MM / 1200X1200MM**

Finish : **MATT / GLOSSY**

Thickness: **9mm**

Random: **6**







**VELENTA LIGHT GREY**



Size: **1000X1000MM / 1200X1200MM**

Finish : **MATT / GLOSSY**

Thickness: **9mm**

Random: **6**




**VELENTA LIGHT GREY**





## VEROLINA BEIGE



Size: **1000X1000MM / 1200X1200MM**

Finish : **MATT / GLOSSY**

Thickness: **9mm**

Random: **6**



**VEROLINA BEIGE**



## VEROLINA GREY



Size: **1000X1000MM / 1200X1200MM**

Finish : **MATT / GLOSSY**

Thickness: **9mm**

Random: **6**





**ROLLENCE**  
GRANITO

**VEROLINA GREY**



## VOLKA NATURAL



Size: **1000X1000MM / 1200X1200MM**

Finish : **MATT / GLOSSY**

Thickness: **9mm**

Random: **6**







## WALTER ALMOND



Size: **1000X1000MM / 1200X1200MM**

Finish : **MATT / GLOSSY**

Thickness: **9mm**

Random: **6**







## WALTER GREY



Size: **1000X1000MM / 1200X1200MM**

Finish : **MATT / GLOSSY**

Thickness: **9mm**

Random: **6**







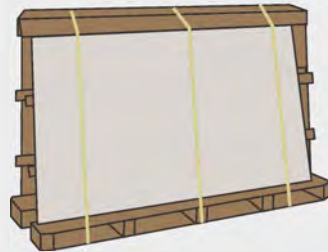
## TRANSPORTATION, HANDLING AND STORAGE OF TILE

When transporting the tiles, they must be secured properly to avoid storage problems. If the tiles are transported over a short distance, the slabs should be kept vertically in the vehicle and at back side of slabs there should be proper packing or ply to avoid breakage. If the tiles are transported over a longer distance, they should be kept on an A shape frame, as shown in Fig A and B. With this method, we can avoid any breakage of tiles during transit.

Fig. A



Fig. B



## MANUAL HANDLING OF TILE

When handling tiles manually, the primary tool used is the regular suction cup (Fig. A and B). Using these, workers can shift the tiles easily.

Fig. A

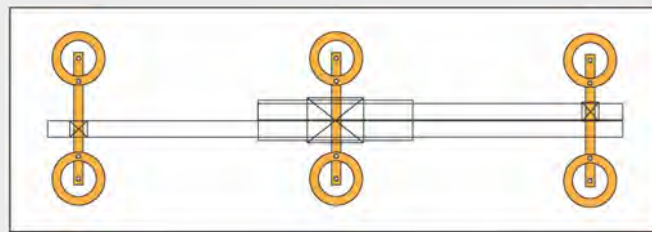


Fig. B



The suction cups should be attached to the face of the tile, not its rear side. The instructions by the manufactures should always be followed.

Fig. C



If the surface of the tile is textured, the best way to handle the tiles manually is by using a Large Format Tile (LFTI) Carrier System (Fig. C) with suction cups that hold the tile from all four sides. By using this method, workers can lift or shift the tiles easily without any damage and will require the manpower of two people.

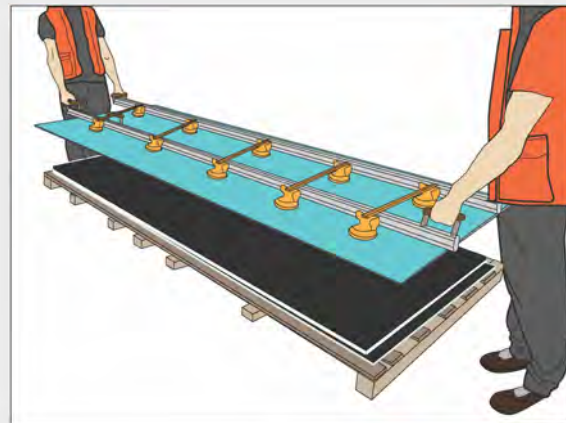



Fig. F

## STORAGE

The tiles should be stored on A shape frame, made up of wood or steel with rubber lining, as shown below.

Fig. D



## LAYING & FIXING

(A) The tiles are very heavy, large-sized, and have sharp edges. So, it is important for the people transporting the tiles to wear protective gear like gloves during transportation. We also recommend the use of double or triple suction cups for a firm grip of the tile while ensuring the safety of the operator. Before transporting the tile, it should be thoroughly cleaned to get rid of any dust or moisture and make sure that the grip of the tile is not compromised. Then the suction cups should be placed on the face of the tile and be checked for how well they are stuck to the surface before lifting the tile.

b) The following points should be considered while laying the tiles:

1. The subfloor or the laying surface should be prepared properly before laying the tiles. The laying surface should be rigid, non-flexing, and capable of supporting the expected load with minimal or no deflection.
2. A leveled subfloor is extremely important to keep the tiles from cracking.
3. Provision of proper curing for the subfloor, for around 24 to 48 hours before tiling work.

For internal or external application, it is essential to select the appropriate cement-based, fiber-reinforced or ready-mixed adhesive to ensure that the tiles are properly fixed.

Fig. G



Fig. H

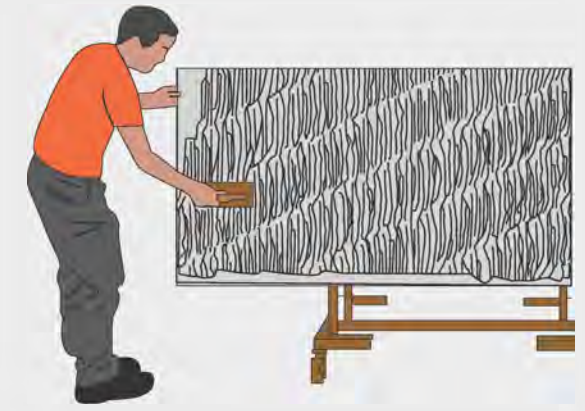


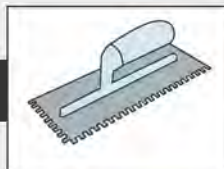
Fig. I

4. Once the subfloor is clean and ready, the adhesive should be spread evenly covering the entire area using a 10x10mm square notch trowel (Fig. G). The adhesive should cover 5cm to 10cm more than the size of the tiles. The adhesive should always be applied in stripes running parallel with the short edge to remove any air pockets or bubbles.
5. The slabs require back-buttering due to their large format. Back-buttering means applying a layer of adhesive at the back of the tile using a trowel (Fig. I). The slabs should be fixed on a handing frame with the use of suction cups in a vertical position, as shown in Fig. C.
6. To apply adhesive on the laying surface, a 10x10mm square notch trowel should be used whereas a 5x5mm square notch trowel should be used for back-buttering.
7. After fixing the tiles on a handing frame with the use of suction cups in a vertical position, it should be lowered slowly into a horizontal position and firmly pressed into the adhesive along with a surface vibrator or a rubber mallet.
8. Use a levelling system to avoid lippage and give a smooth and even surface at every joint. Levelling systems are available from 1 mm to 10mm.
9. A closer system can be used to close the tiles nearer to each other and shift the tile slightly up and down at the time of fixing.
10. The backs of the tiles must be regularly checked to make sure that there is full contact between the adhesive and the tile surface. If a hollow sound is heard during fixing, the tile should be lifted again and provided with extra adhesive at that particular area to give proper strength to the tile.
11. After completing the tiling work, it is recommended to put a protection sheet on tiles until the completion of all civil work. It is recommended that the grouting work be done at the very last, after completing all civil work. We can use sanded grouts with hardener or epoxy grout, depending on the area of usage or as per instructions of the site in-charge.



## TOOLS RECOMMENDED FOR TILES

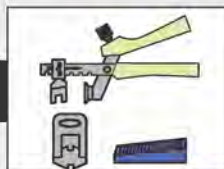
Notch trowel (5mm to 10mm)



Adhesive mixture



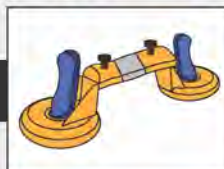
Levelling system with plier



Surface Vibrator



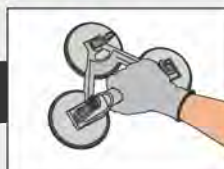
Tiles Closer System



Rubber Mallet



Suction Cups



Joint scrapper



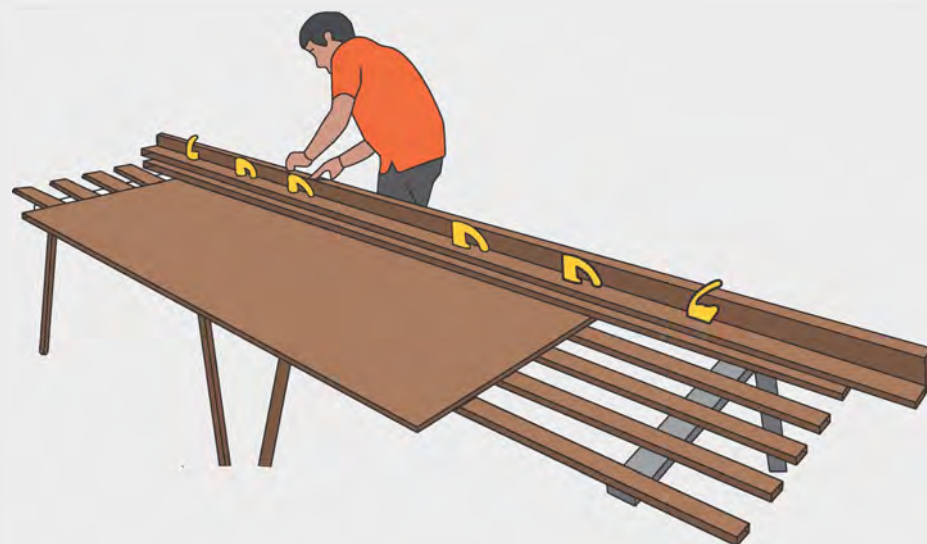
Tils Lifter



## TILE CUTTING

Mark the portion to be cut out from the ends of the tile using a pencil. Then, properly position the cutting guide with a cutting carriage so that the references on the guide coincide with the lines marked on the tile. Lock the cutting. Guide with the cutting carriage in place using the suction cups. It is vital to keep the pressure and movement of the cutting carriage constant along the whole length of the cut to ensure correct scoring.

Score one end of the tile by 15cm pushing the cutting carriage towards the edge of the tile. Complete the scoring up to the opposite end of the tile.



## CLEANING

### CLEANING AFTER LAYING

After laying the tiles on the floor or wall, it should be cleaned well to remove any residual grouting and the normal dirt acquired from building works.

A cementitious de-scaler can be used for cleaning the joints, as it is mildly acidic and does not emit harmful fumes, ensuring the safety of the user. In case of material laid with epoxy or resinous grouting, it is recommended to clean after laying with specific detergent or tile cleaner.



### REGULAR MAINTENANCE

To clean the floor thoroughly, we recommend using a natural detergent with high cleaning power. In case of strong dirt that gets encrusted with time, we recommend consulting the following ways to find the perfect solution to every situation:

TYPE OF DIRT	PRODUCT
<i>Cement, Metal tracer, rust</i>	<i>Cementitious descaler</i>
<i>Residuals, stains and halos of epoxy joints</i>	<i>Epoxy descaler</i>
<i>Grease, tire marks, colours, markers etc.</i>	<i>Non soap degrease</i>
<i>Graffiti</i>	<i>Acetone and anti-graffiti</i>

## RECOMMENDATIONS

### Drying Process

Once the tiles have been grouted and the excess grout has been cleaned off, it is important to wait till the tiled surface is dried completely before cleaning. The recommended waiting time is 5 days, before cleaning or using the tiled surface.

### Protecting from Liquid

The newly tiled surface must be protected from water and moisture while the adhesive and grouting materials are maturing and hardening. This is particularly important for outdoor spaces and areas, where there is a risk of freezing.

### Damage Preventio

It is important to protect the newly tiled surface against mechanical or chemical damage resulting from subsequent work carried out by other professionals or due to later installations. Damage can be prevented by covering the floor tiles with thick cardboard or similar material.

### Cleaning Products

For the final cleaning of the tiled surface, the products used should be compatible with the chemical resistance of the tiles. Avoid using solid detergents with abrasive particles and solutions containing hydrofluoric acid, which attacks the glaze and causes irreversible damage to the vitrified tile.



TECHNICAL SPECIFICATIONS

CHARACTERISTICS & SURFACE	TEST METHOD	INTERNATIONAL STD	ROLLENCE VALUE
		ISO 13006/EN 176(GROUP Bla)	
DIMENTION & SURFACE QUALITY			
Deviation in Length	ISO-10545-2	±0.6%	±0.2%
Deviation in Thickness	ISO-10545-2	±5%	±4%
Straightness of Sides	ISO-10545-2	±0.5%	±0.2%
Rectangularity	ISO-10545-2	±0.6%	±0.2%
Surface Flatness	ISO-10545-2	±0.5%	±0.2%
PHYSICAL & THREMAL PROPERTIES			
Water Absorption	ISO-10545-3	<0.5%	<0.2%
Breaking Strength	ISO-10545-11	>1300 N	>1800 N
Flexurat Strength (Modulus of Rupture)	ISO-10545-4	>35 N/mm2	>40 N/mm2
Mohs Hardness	EN-101	Depends on the product	Min.4 (Polished/Satin/Brillia/Celestia/Marble)
			Min.5 (Matt)
Resistance to Surface Abrasion	ISO-10545-7	Depends on the product	PEI II (Brillia/Celestia)
			PEI III (Polished/Satin/Marble)
			PEI III / iv / (Matt/Carving)
			PEI V (Regalia R10)
Skid Resistance (Slip Resistance)	ISO-10545-17	Depends on the product	<R9 (Polished/Satin/Marble)
			R9 (Matt/Brillia/Celestia)
			R10 (Regalia)
Frost Resistance	ISO-10545-12	Frost Proof	Frost Proof
Thermal Shock Resistance	ISO-10545-9	No Damage	No Damage
Moisture Expansion	ISO-10545-10	NIL	NIL
CHEMICAL PROPERTIES			
Resistance to high concentrations of acids and alkalis	ISO-10545-13	No Damage	GLA
Resistance to high concentrations of acids and alkalis	ISO-10545-13	No Damage	GHA
Resistance to household chemicals	ISO-10545-16	No Damage	Minimum GB
Resistance to Starining	ISO-10545-14	No Damage	Class 3





## KAG.GRANITO.LLP

Sr. No. 197, Opp. Amardham Ashram , Matel Road,  
Matel - 363 621 ,Tal. Wankaner, Dist. Morbi ,(Guj.)INDIA.  
+91 9726055557 | [info@rollence.in](mailto:info@rollence.in) | [www.rollence.in](http://www.rollence.in)